



35M HSE ALUMINIUM CAT DOUBLE TIER

PRINCIPAL DIMENSIONS:

Length Overall	:	36.23 metres
Length USL	:	34.90 metres
Length Waterline	:	32.98 metres
Beam (moulded)	:	10.0 metres
Depth (moulded)	:	3.60 metres
Hull Draft (approx.)	:	1.25 metres
Max Draft incl props	:	1.70 metres

PAYLOAD CAPACITIES:

Passengers	:	Max 300
Fuel	:	7000 litres
F/W	:	600 litres

PROPULSION:

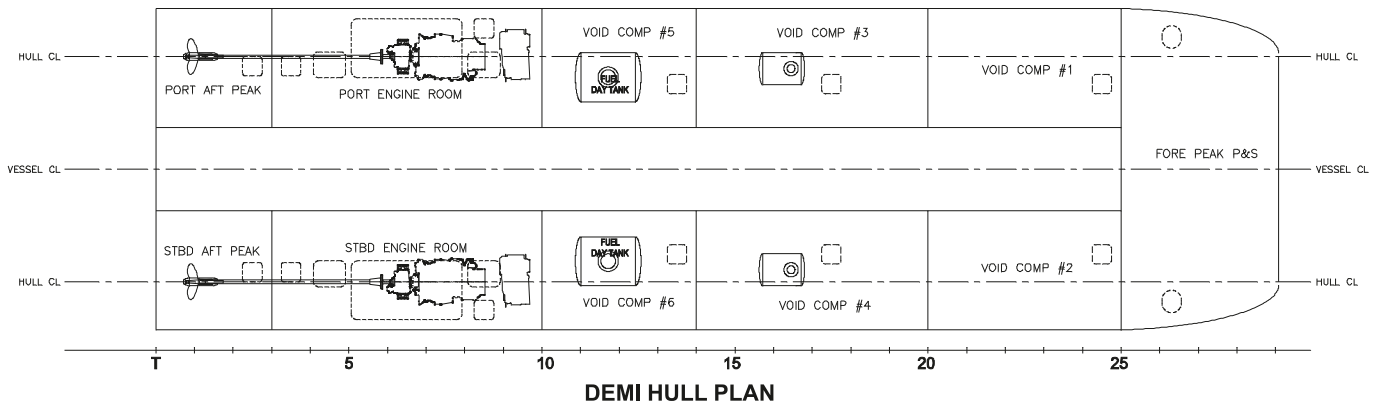
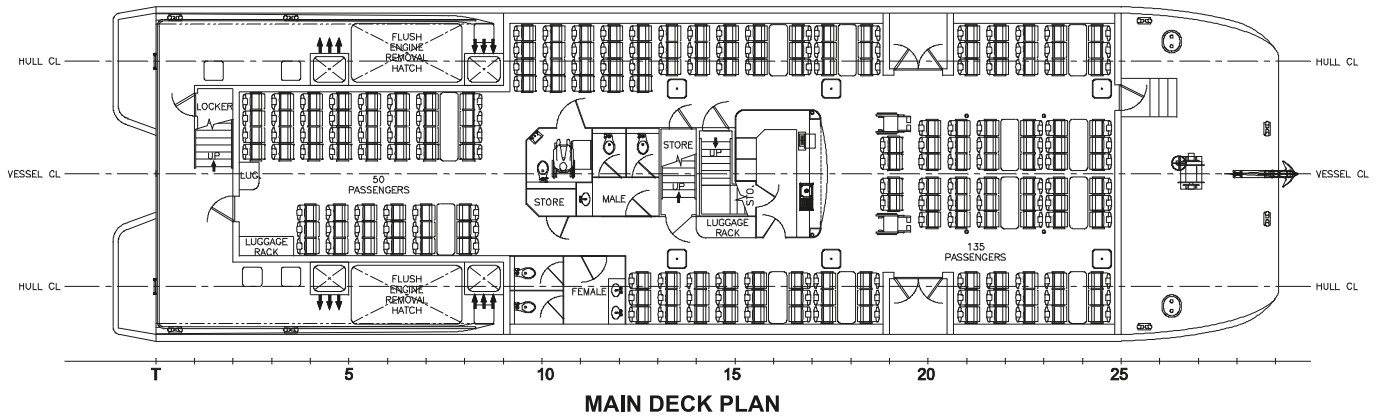
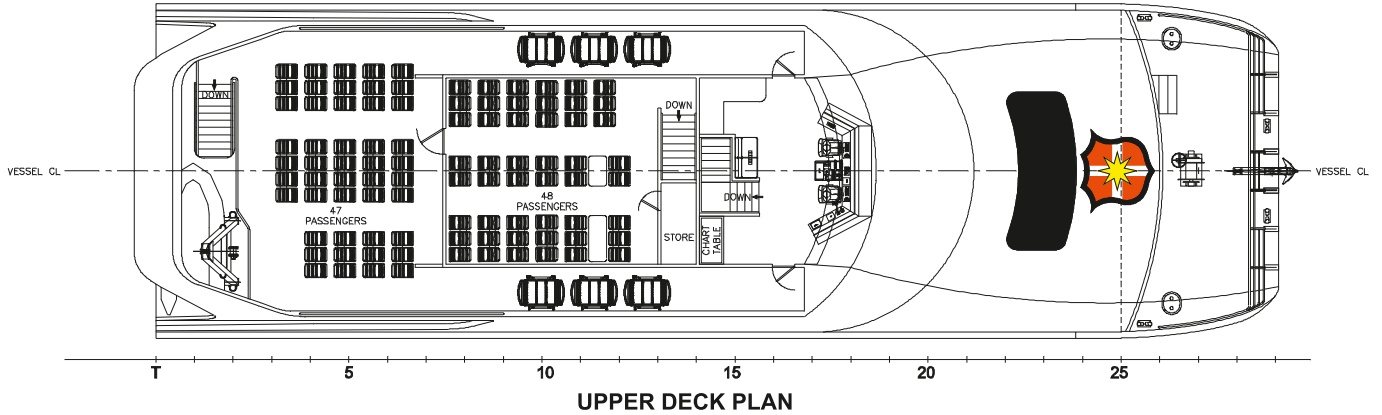

Main Engines	:	2 - CAT C32 ACERT 970 kW @ 2100 RPM Cat 'B' Rating
Gearboxes	:	2 - ZF or Twin Disc
Propellers	:	2 - Stone Marine 5 BL or similar

PERFORMANCE:

Speed (service)	:	approx 26knots
Speed (max)	:	approx 28knots
Ride Control optional	:	

CLASS/SURVEY:

Germanischer Lloyd (GL) USL Class 1C



Contacts:

**Australia & New Zealand
Harwood Marine - Harwood**
162-164 River Road,
Harwood Island, NSW 2465
P.O. Box 96, Harwood Island,
NSW 2465, Australia
Phone: +61 (0) 2 6646 4222
Fax: +61 (0) 2 6646 4472
Website: www.harwoodmarine.com.au

**South East Asia
Harwood Marine Int'l - Cebu**
1 Mezzanine Floor, Don
Alfredo D. Gothong Center,
S. Osmeña Boulevard, North
Reclamation Area, Cebu City
6000, Philippines
Mobile: +63 (0) 917 327 0077
Phone: +63 (0) 32 238 0212
Email: stevea@harwoodmarine.com.au
Website: www.harwoodmarine.com.au